

Find your Ambetter provider today!

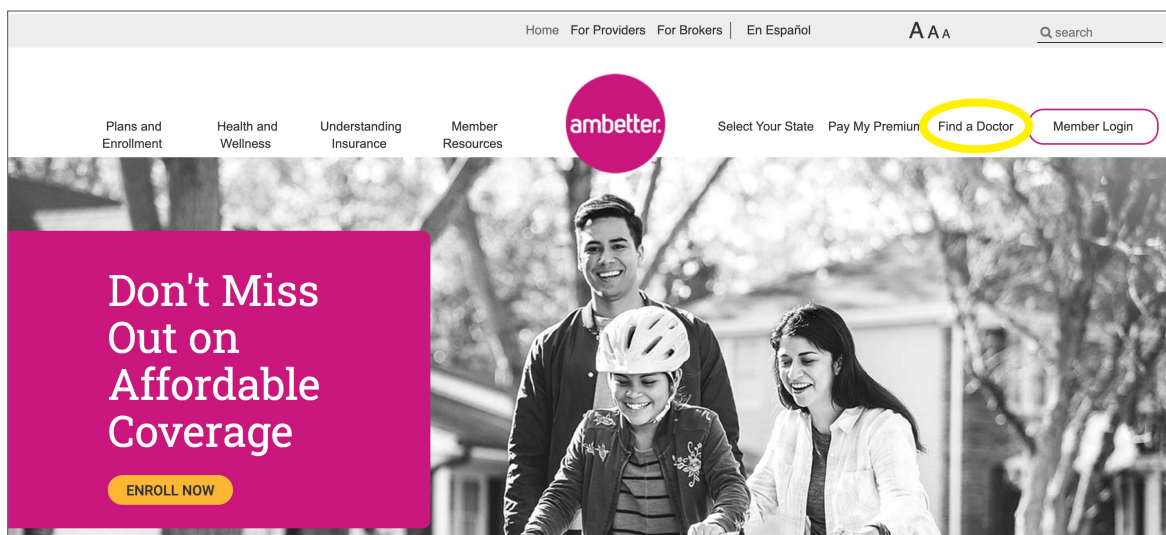
USE THIS GUIDE TO HELP YOU SEARCH AND LOCATE
AMBETTER PROVIDERS IN YOUR AREA.



Follow the steps below to use the Find a Provider online search tool.

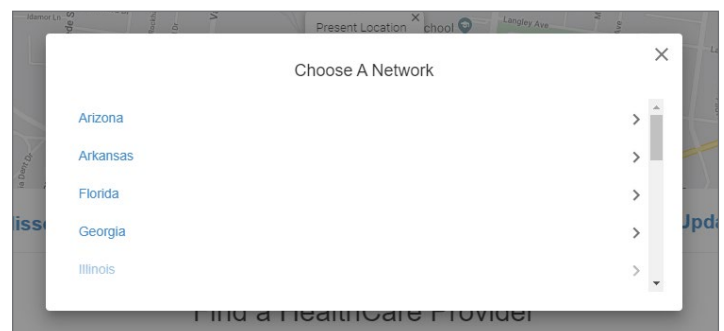
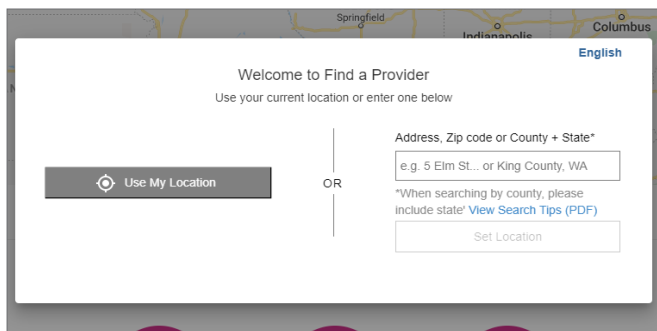
1 STEP 1: Visit Your Ambetter from SilverSummit Healthplan Home Page

Click on **Find a Doctor** from your Ambetter from SilverSummit Healthplan home page. *If you are viewing this guide from the “Welcome to Find a Provider” screen please skip to STEP 2.*



2 STEP 2: Enter Your Location

Click on **Use My Location** or type in your Address, Zip Code, City or County to find a provider near you. If prompted upon entering your location, please select your Network.



For searches by County, format as follows:

Name of the County followed by the word County, and the state abbreviation. Example: Clark County, NV

For searches by City, format as follows:

Name of the City, followed by the state abbreviation. Example: Las Vegas, NV

3 STEP 3: Search for a Provider

There are two ways to search for a provider:
Quick Name Search and **Detailed Search**.

Before choosing your search option, make sure your correct state network is listed.

You can also save a list of your favorite providers by adding their contact information to **My Favorites**. This gives you quick access to your list of providers whenever you need it.

Network: **Nevada**

Location: [Click to Update](#)

Find a HealthCare Provider



Quick Name
Search



Detailed
Search



My
Favorites

Quick Name Search

If you know the name of the provider (doctor, hospital or other medical service) you can use the **Quick Name Search** by typing directly into the search field.

Quick Name Search

Detailed Search

If you want to search using more options, click on **Detailed Search** and select a **Type of Provider** from the drop-down menu. Next, you can choose a **Specialty**. If you are looking for a lab, medical equipment, home health or another health service, choose the **Ancillary** option from the drop-down menu. Then, select a **Specialty** from the list.

You can also narrow your search by clicking on **Additional Search Options** and choosing details such as the doctor's gender, languages spoken, hours of operation, hospitals and medical groups the provider is affiliated with, if the provider is accepting new patients and other specifications.

Detailed Search

Type of Provider

☐ Provider

☐ Male

☐ Practitioner

☐ Female

☐ Either

☐ Accepting New Patients

☐ Open After 5:00 PM

☐ Open Weekends

☐ Accessible to People with Disabilities

☐ Patient Centered Medical Home

☐ Extended Day Supply

☐ Telemedicine

Pharmacy Types

Language Spoken by Practitioner

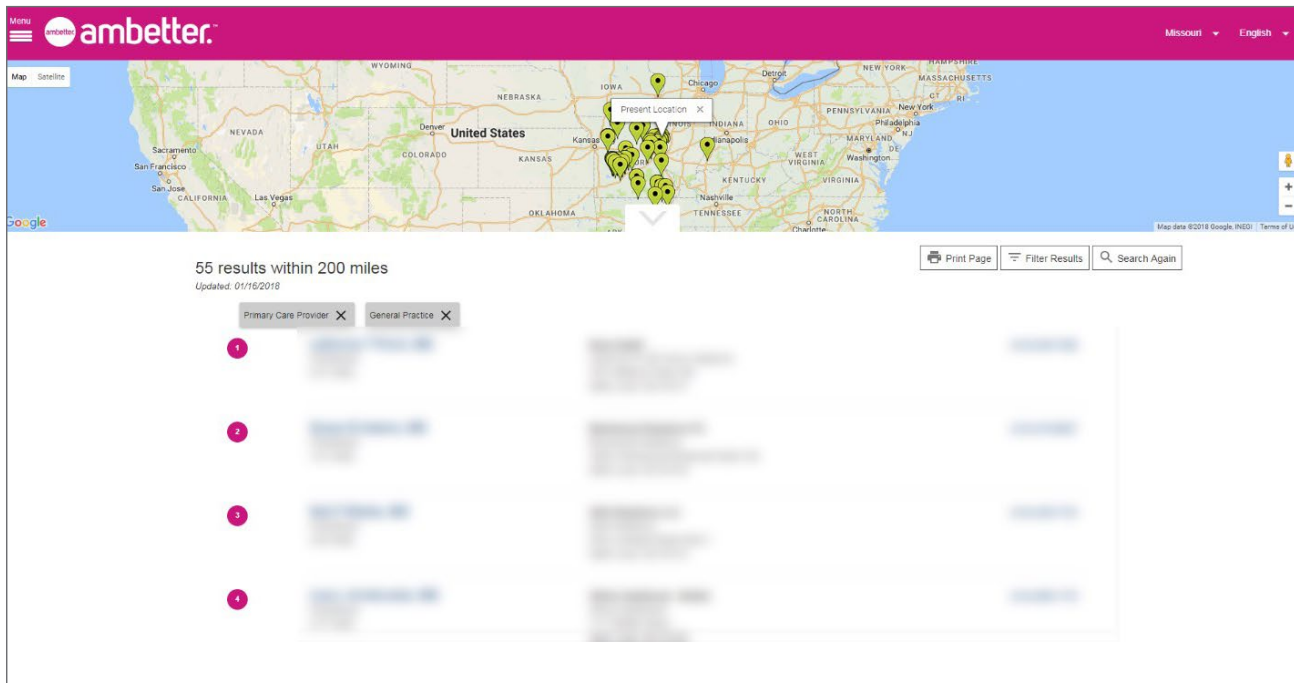
Languages Spoken in Office

4 STEP 4: Select Your Provider

After you click on Search, a new page will open showing all the providers that fit your selections.

On this page, you can:

- Click on a blue, bolded name to learn more about any of the listings
- Filter your results or
- Print the page



Example of Provider Details page: Use this to find public transportation options, driving directions and additional information about a specific provider.

